



W/C 22.06.2020: Learning Project - Around the World Online

Age Range: Reception/Y1 ~ Class 1

Hello lovely children,

As always, here are some more activities to spark some learning ideas for you and your family at home. There is no pressure to complete all the activities, do what works best for your family at this time. Reception children and families, please continue to login into Tapestry and share pictures, I love seeing all the creative activities you are doing at home. There are many new challenges and story times for you to participate in on there. Thank you to the children and parents/carers who are already active on this platform! Year 1 remember to login to SeeSaw – here you will see new and exciting challenges and keep your brains active. There is a video on the website to help you do this if you are having trouble.

Following on from last week's learning, the activities have been organised into daily activities - we hope this will help you organise your learning throughout the week.

I have loved speaking with some of you on the telephone, miss you all!

Mrs Sharp

Weekly Reading Tasks

Monday- Listen to stories from around the world - including: [Handa's Surprise](#), [The Tiger's Child](#), and [If The World Were a Village](#).

Practise reading the following words. Write them onto flash cards to use at home. Focus on the following Red words:

Red Words Set 1

I	the	my	you	said
your	are	be	of	no

Year One Challenge ~

Monday- Explore different countries around the world using [the BBC Bitesize website](#). Can they write a postcard imagining they have visited that country and describing what it is like?

Tuesday- Ask your child to retell the story of Handa's Surprise in their own words once they are familiar with it. You could make masks to help you get into character. Here's a link that might help - [making masks - Twinkl](#)
Read keywords for this week (see Monday).

Weekly Phonics Tasks

Monday- Ask your child if they can think of a fruit or vegetable for each letter of the alphabet i.e. a=apple, b=banana.

Please log onto Tapestry to see more phonics challenges for you to join in with!

Year One Challenge ~

























Monday- The word 'around' contains the sound 'ou'. Ask your child to list as many words as they can containing the 'ou' sound. Your child might identify words that contain an alternative spelling for 'ou' such as **ow**.

RWI Patter – 'ou' shout it out.

RWI Patter – 'ow' blow the snow.

Tuesday- [Play Odd and Bob](#). Children sort real words and nonsense words by sounding out.

Please log onto Tapestry to see more phonics challenges for you to join in with!

<p style="text-align: center;"><u>Year One Challenge ~</u></p> <p>Tuesday- Follow the story Here We Are with your child. What makes our world so special? Using the story, your child can make a list or draw illustrations.</p>	<p style="text-align: center;"><u>Year One Challenge ~</u></p> <p>Tuesday- Practise spelling days of the week using different materials in the house. Can you write the words in string? Can you build the words out of cardboard boxes? Could you write the words in cooked spaghetti?</p>																								
<p>Wednesday- Follow the story All Are Welcome Here with your child. Discuss how your child’s school makes everybody feel welcome. What is your favourite thing to do at school? Can you draw a picture to show us? Read keywords for this week (see Monday).</p> <p style="text-align: center;"><u>Year One Challenge ~</u></p> <p>Wednesday- Help your child to look through cookery books or leaflets from supermarkets for a recipe originating from another country. Ask them to use decoding skills to read some of the ingredients (Remember to use FRED in your head). Why not make it if you have the ingredients!</p>	<p>Wednesday- ck,e,u,r,h,b Read and Race game - practise letter sounds, use phonic knowledge to blend the sounds together. Please log onto Tapestry to see more phonics challenges for you to join in with!</p> <p style="text-align: center;"><u>Year One Challenge ~</u></p> <p>Wednesday- ‘Where’, ‘would’, ‘people’, ‘clothes’ and ‘water’ are some of the words that children in KS1 need to be able to spell. Can your child use these to write sentences about a contrasting country?</p>																								
<p>Thursday- Read the story of Handa’s Surprise again, look at the features of capital letters to start sentences, capital letters for names and also full stops and exclamation marks. – Cut the story up into cards – ask your child to sequence the cards in the correct order and retell the story. Here’s a link to help you - Picture Sequencing - Twinkl Read keywords for this week (see Monday).</p> <p style="text-align: center;"><u>Year One Challenge ~</u></p> <p>Thursday- Use an atlas, map or Google Earth and locate countries that make up the UK. Your child can then locate a contrasting country such as Brazil, Kenya or Australia. What is different? What is the same? A fun way in which Class 1 has explored this before was to use Google Earth - Google Earth</p>	<p>Thursday- Encourage your child to read the caption using their phonic knowledge and match to the pictures.</p> <table><tr><td></td><td>•</td><td>a cat on a bed</td><td></td><td>•</td><td>go to the log hut</td></tr><tr><td></td><td>•</td><td>to the top of the hill</td><td></td><td>•</td><td>a hot hob</td></tr><tr><td></td><td>•</td><td>get off the bus</td><td></td><td>•</td><td>sit back to back</td></tr><tr><td></td><td>•</td><td>no lid on the pan</td><td></td><td>•</td><td>a duck and a hen</td></tr></table> <p>Please log onto Tapestry to see more phonics challenges for you to join in with!</p> <p style="text-align: center;"><u>Year One Challenge ~</u></p> <p>Thursday- Can your child list places from around the world using the alphabet? Can they add an adjective before each place that starts with the same letter?</p>		•	a cat on a bed		•	go to the log hut		•	to the top of the hill		•	a hot hob		•	get off the bus		•	sit back to back		•	no lid on the pan		•	a duck and a hen
	•	a cat on a bed		•	go to the log hut																				
	•	to the top of the hill		•	a hot hob																				
	•	get off the bus		•	sit back to back																				
	•	no lid on the pan		•	a duck and a hen																				
<p>Friday- Play memory games, ‘I went to the market, I bought... The next person repeats the above sentence remembering the items bought already and adding a new one to the list each time. Use fruits like in Handa’s Surprise. – Read keywords for this week (see Monday).</p> <p style="text-align: center;"><u>Year One Challenge ~</u></p> <p>Friday- Follow the story When I Coloured in the World. What would your child change about the world? Task them with drawing a picture of their ideal world.</p>	<p>Friday- List countries from around the world e.g. Spain, Peru. Ask your child to identify the initial sound each country begins with. Can they identify other sounds e.g. S-p-ai-n? Please log onto Tapestry to see more phonics challenges for you to join in with!</p> <p style="text-align: center;"><u>Year One Challenge ~</u></p> <p>Friday- Recognise vowel and consonant digraphs and blending by playing this game or add suffixes playing this game.</p>																								

Weekly Writing Tasks

Monday- Encourage your child to look at the food in your kitchen and find out what countries some of it comes from. Search on a map for those countries. Help your child to trace the letter with which the name of those countries start.

Year One Challenge ~

Monday- Ask your child to create a leaflet about a place in the world they would like to visit or have visited. Include the weather, landmarks and cuisine. What towns and cities could they visit? What natural and man-made sights might they see? - [Google Earth](https://www.google.com/earth/)

Weekly Maths Tasks- Doubling/Subtraction

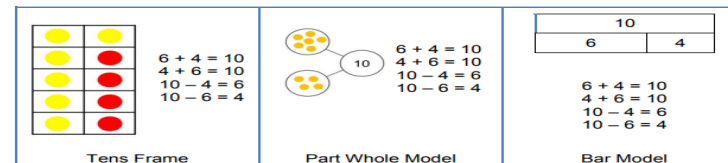
Choose a task or tasks from each day. These are to be used flexibly

Monday- Double means 'twice as many' give your child the opportunity to build doubles using real objects. Mirrors are a fun way for children to 'double' the quantities they build. Encourage your child to say the doubles as they build them 3.g. double 2 is 4. Provide examples of doubles and non-doubles for the children to sort and explain. 2 dice or dominoes provide a great way to look at doubles. Please share your activity on Tapestry, I would love to see.



Year One Challenge ~

Create your own fact families poster for 10
See how many different ways you can represent each fact.
Below are some ideas from the NCETM to help you.



Practise your mental maths skills for both addition and subtraction by playing this [game](#).

[White Rose Maths](#) online daily maths lessons

[Bitesize Maths](#) online daily maths lessons

[CODE Maths Hub Daily Fluency Activities](#) - Day 1 Week 7

Tuesday- After listening to the story Handa's Surprise, ask your child to name and draw different fruits that they know. Label them using describing words. Remember to say the word, Fred talk the word and write it down.

Year One Challenge ~

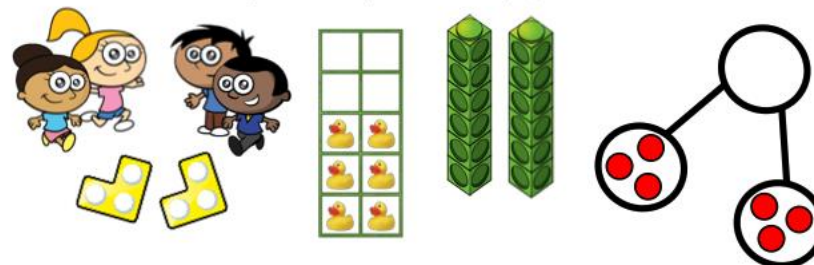
Tuesday- Follow the story [Here We Are](#) with your child. Can they write a description of something from earth they think is special? Or write a description of what makes the whole earth special? Could they choose an animal or person to describe?

Tuesday- Tell a story of someone having trouble looking after two dogs who will not do what they are told. Then they get given two more dogs to look after – now they have four and they have 'double trouble'! What about if they have three dogs – how many would be double trouble? Ask your child to model doubling numbers up to 5 on their fingers and to select images to match the story numbers e.g. dominoes and dot patterns.

What do you notice about the numbers and their patterns?

What do you have to do when you double? How do you know a number is a double?

Allow the children to explore different ways to build doubles using real objects and practical equipment.



Year One Challenge ~

Tuesday-

Play [Strike It Out game by NRICH](#) to practise your addition and subtraction facts to 20.

Number lines to 20 are available on the NRICH page or you may want to draw your own.

Alternatively, create your own addition and subtraction facts to 20 board game. For this you may want to write both addition and subtraction calculations and base it on a county to link with the 'Around The World' theme

Here is an online [game](#) to practise subtraction facts up to 20.

[White Rose Maths](#) online daily maths lessons

[Bitesize Maths](#) online daily maths lessons

[CODE Maths Hub Daily Fluency Activities](#) - Day 2 Week 7

Wednesday- Ask your child to play in role as Handa from Handa's Surprise. Ask them questions and they must answer as Handa e.g. 'Handa, what is your favourite fruit?' They might answer by saying 'My favourite fruit is tangerines. I was very excited to find lots of them'.

Year One Challenge ~

Wednesday- Your child could write a set of instructions for a meal they would love to share with family and friends. They can use illustrations too. Don't forget to use time conjunctions – first, next, then, after that. As well as imperative verbs – cut, chop, mix, stir.

Wednesday- Sit opposite to your child, set out a small quantity of small items like pebbles. As you child to make the same quantity and therefore doubling it. You could use fingers to match.

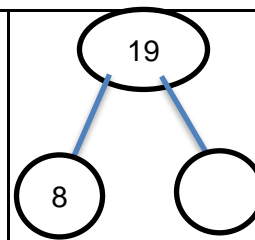


Year One Challenge ~

Wednesday-

Practise your subtraction skills by creating their own part part whole models. like the ones below

Y1



Create using your own number cards to 20.
 Select a 2 digit number and draw on the part part whole model (in the whole circle)
 Then pick up a single digit and place in one of the part circles
 Then subtract the part from the whole i.e. $19 - 8 =$

Y1/2 Encourage your child to practise different ways to subtract by playing these different [activities](#).

[White Rose Maths](#) online daily maths lessons
[Bitesize Maths](#) online daily maths lessons
[CODE Maths Hub Daily Fluency Activities](#) - Day 3 Week 7

Thursday- Your child can draw a picture of a suitcase and all the things they might take on holiday. CHALLENGE: Ask your child to label the items.

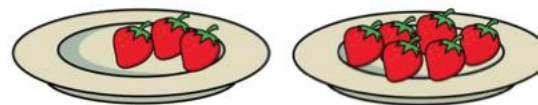
Year One Challenge ~

Thursday- Your child could write a letter to a friend or a family member who lives in a different part of the world - describe where you live and describe what your school is like. Think of questions to ask about where they live and about their school.

Thursday Halving

Show your child a plate of strawberries (or other small fruit). Explain that you are going to share them into 2 equal groups so there will be half for you and half for your child. Put a handful straight onto each plate without counting – make sure one plate has more strawberries than the other. Ask if that is fair? Prompt your child to show you how to make it fair.


Repeat with 3 and 4 plates



They could share out the cards or dominoes before playing a game.
 Prompt the children to notice that sometimes they can make equal groups and sometimes they have items left over.

Year One Challenge ~

Thursday (theme)- Look at flags from around the world either in books or on the [internet](#). Ask your child to list any shapes they see and name the properties of the shapes they find. Ask your child how many lines of symmetry the flag has.

	White Rose Maths online daily maths lesson Bitesize Maths online daily maths lesson CODE Maths Hub Daily Fluency Activities - Day 4 Week 7
<p>Friday- Ask your child to pretend they are on holiday. Get them to make a postcard to send to someone at home. Ask your child to draw a picture of what they are doing on holiday. Can they make a list of what they are doing?</p> <p style="text-align: center;"><u>Year One Challenge ~</u></p> <p>Friday- Visit the Literacy Shed for this wonderful video The Black Hat and try some of the Resources. Or your child could write their own version of When I Coloured in the World.</p>	<p>Friday- Teddy Bear Picnic -Provide 2 teddy bears, 2 plates and small even quantities of loose parts to represent different food items. Ask your child to share out the loose parts fairly so that each teddy gets the same. What will happen if another teddy joins the picnic?</p> <div style="text-align: center;">  <p><u>Year One Challenge ~</u></p> </div> <p>Friday-</p> <p>Complete the Maths Challenges based on Around the World in 80 days by the cyclist Mark Beaumont. These can be found on Twinkl website.</p> <p>Encourage your child to practise different ways to subtract by playing these different activities.</p> <p> White Rose Maths online daily maths lesson Bitesize Maths online daily maths lesson CODE Maths Hub Daily Fluency Activities - Day 5 Week 7 </p>

Learning Project - to be done throughout the week

The project this week aims to provide opportunities for your child to learn more about countries and cities around the world. Learning may focus on different cultures and traditions, famous landmarks, food and clothing.

Flags




- Look at [flags from around the world](#). Discuss which are your child's favourites and why? Ask your child to design and make their own flag using 2d shapes.

Food Tasting

- Find some different foods/fruits from around the world and taste each one. These might include: pizza (Italy), curry (India) and taco (Mexican) or the fruits from the story Handa's Surprise. Your child can create a chart putting a tick next to each food they like and a cross next to the foods they dislike over the course of the week.

Pleasing Puppets

- Make your own Handa's Surprise character puppet.

Dishes from around the world.	✓ or X
 pizza	
 curry	
 Hot dog	



Where in the World?

- Discuss with your child where your family comes from in the world. If you have them available, show your child photographs of where you, or their grandparents, grew up. This might be similar to where they live now or completely different. Encourage your child to think about the differences between the places. Share your family photographs on Twitter at [#TheLearningProjects](#) so children can compare their own family origins with others.

Mindfulness

- Help your child find a safe space where they can lie down quietly with their eyes closed for a few minutes (this is a lovely activity to do outside if the weather is good).
- Ask them to take a few deep breaths to relax their body. Tell them to imagine they are on a magic carpet that can fly anywhere in the world. Where would they like to go? Will it be somewhere warm, or somewhere cold, or maybe they would like to travel into space. Encourage your child to imagine how it feels as the magic carpet lifts them off the ground and up into the sky. Can they feel the wind on their skin, hear the birds flying past or sense damp clouds moving close by? Tell them the magic carpet is now flying closer to the ground near their chosen destination. Ask them to imagine looking down over the edge of the carpet. What can they see? What can they hear? How does it make them feel?
- Encourage your child to take slow, deep breaths as they carry on their magical journey for as long as they like.
- If your child finds it difficult to close their eyes and imagine somewhere else in the world, you could show them some photographs, or pictures in a book, and then try the activity again.

STEM Learning Opportunities #sciencefromhome

Engineering Around the World – Bridges

- A bridge helps people move over obstacles like a river, a valley or a busy road. The world's longest bridge is in China and is 164.8km long. It would take more than two days to walk the length of this bridge. Do you have any bridges near your home? What do they look like?
- Try building a bridge out of paper, Lego or any other building materials you might have at home. Your bridge needs to be big enough for a toy car or small toy to travel over.

Additional learning resources parents may wish to engage with

[White Rose Maths](#) online maths lessons. Watch a lesson video and complete the worksheet (can be downloaded and completed digitally).


[Numbots](#). Your child can access this programme with their school login.

[IXL](#) Click on Maths, Reception. There are interactive games to play and guides for parents.

[Talk for Writing Home-school Booklets](#) are an excellent resource to support your child's speaking and listening, reading and writing skills.



ck,e,u,r,h,b Read and Race




Instructions

1. Roll the dice.
2. Sound out to blend the word you land on.
3. Who will finish first?

Countries' Flags and Capitals

 Afghanistan Kabul	 Albania Tirana	 Algeria Algiers	 Andorra Andorra la Vella	 Angola Luanda	 Australia Canberra	 Austria Vienna	 Azerbaijan Baku	 Bahamas Nassau	 Bahrain Manama	 Bangladesh Dhaka	 Barbados Bridgetown
 Belarus Minsk	 Belgium Brussels	 Belize Beltz	 Benin Porto Novo	 Bhutan Thimphu	 Bolivia Sucre	 Bosnia and Herzegovina Sarajevo	 Botswana Gaborone	 Brazil Brasilia	 Bulgaria Sofia	 Burkina Faso Ouagadougou	 Burundi Gitega
 Canada Ottawa	 Central African Republic Bangui	 Chad N'Djamena	 Chile Santiago	 China Beijing	 Colombia Bogota	 Cook Islands Avarua	 Costa Rica San Jose	 Croatia Zagreb	 Cuba Havana	 Cyprus Nicosia	 Czech Republic Prague
 Democratic Republic of the Congo Kinshasa	 Denmark Copenhagen	 Dominican Republic Santiago	 Ecuador Quito	 Egypt Cairo	 El Salvador San Salvador	 England London	 Equatorial Guinea Malabo	 Eritrea Asmara	 Estonia Tallinn	 Ethiopia Addis Ababa	 Fiji Suva
 Finland Helsinki	 France Paris	 Gabon Libreville	 Gambia Banjul	 Germany Berlin	 Ghana Accra	 Greece Athens	 Guatemala Guatemala City	 Guinea Conakry	 Guinea-Bissau Bissau	 Guyana Georgetown	 Haiti Port-au-Prince
 Hungary Budapest	 Iceland Reykjavik	 India New Delhi	 Indonesia Jakarta	 Iran Tehran	 Iraq Baghdad	 Israel Jerusalem	 Italy Rome	 Jamaica Kingston	 Japan Tokyo	 Jordan Amman	 Kazakhstan Astana
 Kenya Nairobi	 Kiribati Tarawa	 Kuwait Kuwait City	 Kyrgyzstan Bishkek	 Laos Vientiane	 Latvia Riga	 Lebanon Beirut	 Lesotho Maseru	 Liberia Monrovia	 Libya Tripoli	 Liechtenstein Vaduz	 Lithuania Vilnius
 Luxembourg Luxembourg City	 Madagascar Antananarivo	 Malawi Lilongwe	 Malaysia Kuala Lumpur	 Maldives Male	 Mali Bamako	 Malta Valletta	 Marshall Islands Majuro	 Mauritania Nouakchott	 Mauritius Port Louis	 Mexico Mexico City	 Micronesia Palikir

HANDA'S SURPRISE



I wonder which fruit she'll like best?



Will she like the soft yellow...



or the sweet-smelling...



Will she like the round juicy...



or the ripe red...



Will she like the spiky-leaved...



the creamy green...



Which fruit will Akeyo like best?



"I've bought you a ..."



"Hello, Akeyo"



"That is a..."

"My favourite"



TANGERINES